



DRV 572 • DRV 578
Type A (DN 15 - DN 32)



DRV 572 • DRV 578
Type B (DN 40 - DN 80)



Media

The pressure reducers are suitable for use with water and neutral, non-adhesive liquids, but can also be used for air and neutral gases when larger flow rates are required.

For the media drinking water or sea water we refer to our special series DRV -6 or DRV -SW.



Special version seawater (-SW)

In this special version for seawater, all materials in contact with the media are seawater resistant. Smaller nominal diameters up to DN 32 are equipped with a removable cartridge made of POM and red-bronze. For nominal sizes DN 40 and larger, the internal parts are made completely of red-bronze.

Pressure reducing valve
Flange • Wide range
Red bronze

Pressure reducing valves of the series are diaphragm-controlled, spring-loaded pressure reducing valves and have an inlet pressure compensation.

DGRL 2014/68/EU **CE**

Classification societies

- DNV GL
- LR
- BV
- ABS
- CCS

Customs tariff number

84811005



Features

- pressure-relieved single seated valve
- diaphragm-controlled
- continuously adjustable outlet pressure
- max. inlet pressure up to 25 bar
- outlet pressure : 0,5 - 9 bar
- Flanges acc. DIN EN 1092 PN 25
- optionally all sizes with ANSI or JIS flanges
- optionally DN 65 with PN 16 flanges
- with integrated strainer filter
- replaceable inner parts
- double-ended G 1/4" manometer fitting (for outlet pressure)
- assembly position: any desired, preferably vertical
- minimum pressure difference (inlet/outlet pressure): 1 bar

Pressures



max. 25 bar





0,5 - 9 bar

Connections



Flange
acc. DIN EN 10920 PN 25

Materialien

	body	spring bonnet	seals	wetted parts	max. temperature
standard version	red bronze CC499K	up to DN 32 brass from DN 40 cast iron	NBR optionally EPDM*, FPM	up to DN 32 Hostaform C & brass from DN 40 brass	100 °C
special version:					
 high temperature (-HT)	red bronze CC499K	up to DN 32 brass from DN 40 cast iron	FPM	brass	190 °C
 sea water (-SW)	red bronze CC499K	up to DN 32 brass from DN 40 cast iron	NBR	up to DN 32 Hostaform C & red bronze from DN 40 red bronze	100 °C

* except DN 32



Temperatures

Various options for the seals and wetted parts allow a maximum temperature of up to 190°C.



from -30 °C up to +190 °C

Seals and temperatures

NBR	-15°C to +100°C
EPDM*	-30°C to +130°C
FPM	-10°C to +190°C

Special version for high temperature(-HT)

Often the temperature resistance of standard pressure reducers is not sufficient for your application. For such applications, various variants of the -HT series are available. This high temperature series is equipped with FPM seals. Thus, a maximum temperature resistance of 190°C is achieved with FPM seals in combination with metallic internal parts.

Please note that these pressure reducers are not suitable for use with steam.



Technical data

nominal size	15	20	25	32	40	50	65	80
--------------	----	----	----	----	----	----	----	----

Type

A

B

Pressures

max. inlet pressure [bar]

max. 25 bar



DRV 572	25	25
DRV 578	25	25

outlet pressure [bar]

0,5 - 9 bar



DRV 572	0,5 - 4	0,5 - 4
DRV 578	0,5 - 9	0,5 - 9

Connections

dimensions [mm]

Flange connection
from DN 15 to DN 80



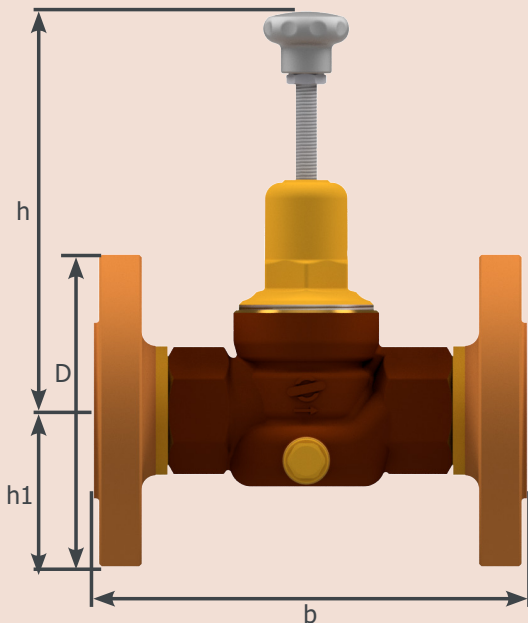
	DN	15	20	25	32	40	50	65	80
all types	b	130	150	160	180	200	230	290	310
	D	95	105	115	140	150	165	185	200
	h1	48	53	58	70	75	83	93	100
	h	139	140	138	136	239	243	256	256
DRV 572		139	140	138	136	239	243	256	256
DRV 578		136	137	136	131	313	320	331	331

weight [kg]

DRV 572	2,4	3,3	4,1	5,9	9,2	12,3	18,0	20,7
DRV 578	2,4	3,3	4,1	5,9	9,6	12,8	18,6	21,4

kvs-value [m³/h]

alle Typen	2,9	3,9	5,4	6,1	9	13	17	18
------------	-----	-----	-----	-----	---	----	----	----





Article number

nominal size	15	20	25	32	40	50	65	80
standard version								
DRV 572	057202	057203	057204	057205	057206	057207	057208	057209
DRV 578	057802	057803	057804	057805	057806	057807	057808	057809
special version								
high temperature -HT	art.no. standard + -00130				art.no. Standard + -00030			
sea water -SW	art.no. standard + -00500				art.no. Standard + -00200			

Standard article numbers are 6 digits, article numbers for additional options are 11 digits. (See next page for an overview of options)

Manometer

diameter	connection	body	pressure range	max. temp.	art.no.
50 mm	G 1/4", central back	steel	0 - 4 bar	60°C	009001
50 mm	G 1/4", central back	steel	0 - 10 bar	60°C	009002
63 mm	G 1/4", central back	stainless steel	0 - 10 bar	60°C	009015
63 mm	G 1/4", central back	stainless steel	0 - 10 bar	200°C	009014



Options

C C - connections

00 -	DIN EN 10920 PN 25	standard
54 -	DIN EN 10920 PN 16	only DN 65
61 -	ANSI B 16.5 RF	class 150 lbs
75 -	JIS B2220	16K

E - Elastomere

0 -	NBR	Standard
2 -	EPDM	außer DN 32
3 -	FPM	

M - material wetted parts

0 -	brass/ POM	standard up to DN 32
0 -	brass	standard from DN 40
1 -	brass	DN 15 to DN 32
2 -	red bronze	
5 -	red bronze/ POM	only DN 15 to DN 32

F - finishes

0 -	without additional finishes
1 -	inside + outside nickel plated
3 -	inside + outside chrome-plated
5 -	inside + outside chemically nickel-plated

Configuration example of an article number with additional options

inlet pressure: 10 bar
seals: EPDM

outlet pressure: 4 bar
temperature: 30 °C

connection: DN 50 ANSI B 16.5 RF
without additional finishes

art.no. standard version						-	C	C	M	E	F
0	5	7	8	0	7	-	6	1	0	2	0

Flow diagram

