



DRV 602 • DRV 608
DN 65 - DN 150



Pressure reducing valve
Flange • Standard pressure
Red bronze

Pressure reducing valves of the series are diaphragm-controlled, spring-loaded pressure reducing valves and have an inlet pressure compensation.

Media

The pressure reducers are suitable for use with water and neutral, non-adhesive liquids, but can also be used for air and neutral gases when larger flow rates are required.

For the media drinking water or sea water we refer to our special series DRV -6 or DRV -SW.



Special version seawater (-SW)

In this special version for seawater, all materials in contact with the media are seawater resistant.

DGRL 2014/68/EU **CE**

Classification societies

- DNV GL
- LR
- BV
- ABS
- CCS

Customs tariff number

84811099



Features

- pressure-relieved single seated valve
- diaphragm-controlled
- continuously adjustable outlet pressure
- max. inlet pressure 16/ 25 bar
- outlet pressure: 1,5 - 10 bar
- flanges acc. DIN EN 1092 PN 25 (DN 65 & DN 80)
- flanges acc. DIN EN 1092 PN 16, (DN 100 to DN 150)
- optionally all sizes with ANSI or JIS flanges
- optionally DN 100 to DN 150 with PN 25 flanges
- double-ended G 1/4" manometer fitting
- assembly position: any desired, preferably vertical
- minimum pressure difference (inlet/outlet pressure): 1 bar

Pressures



max. 25 bar





1,5 - 10 bar

Connections



Flange connection
acc. DIN EN 10920 PN 25 (DN 65 & DN 80)
acc. DIN EN 10920 PN 16 (DN 100 to DN 150)

Materials

	body	spring bonnet	seals	wetted parts	max. temperature
standard version	red bronze CC499K	cast iron	NBR optionally EPDM	brass/ stainless steel V4A	75 °C
special version:					
 high temperature (-HT)	red bronze CC499K	cast iron	EPDM	brass/ stainless steel V4A	130 °C
 seawater (-SW)	red bronze CC499K	cast iron	NBR	red bronze stainless steel V4A	75 °C



Temperatures

Various options for the seals and wetted parts allow a maximum temperature of up to 130°C.



from -30 °C up to +130 °C

Seals and temperatures

NBR -15°C to +75°C
EPDM -30°C to +130°C

Special version for high temperature(-HT)

Often the temperature resistance of standard pressure reducers is not sufficient for your application. For such applications, various variants of the -HT series are available. This high temperature series is equipped with FPM seals. Thus, a maximum temperature resistance of 130°C is achieved with EPDM seals in combination with metallic internal parts.

Please note that these pressure reducers are not suitable for use with steam.



Technical data

nominal size	65	80	100	100	125	125	150	150
PN	25	25	16	25	16	25	16	25

Pressures

max. 25 bar



max. inlet pressure [bar]

DRV 602	25	25	16	25	16	25	16	25
DRV 608	25	25	16	25	16	25	16	25

1,5 - 10 bar



outlet pressure [bar]

DRV 602	1,5 - 6							
DRV 608	3,0 - 10							

Connections

Flange connection
from DN 65 to DN 150



dimensions [mm]

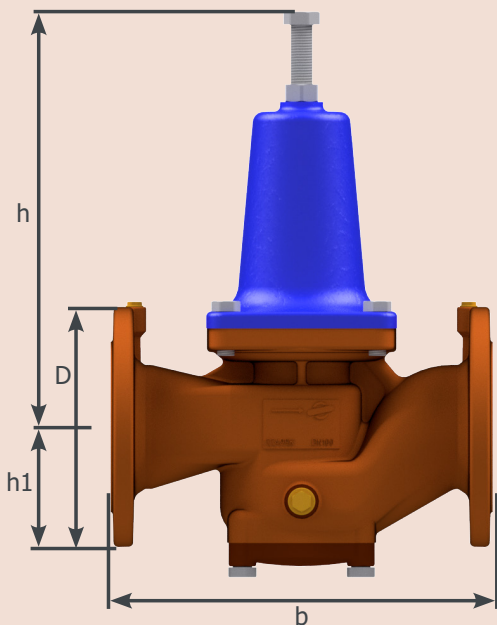
	DN	65	80	100	100	125	125	150	150
	b	290	310	350	350	400	400	480	480
all types	D	185	200	220	235	250	270	285	300
	h1	136	137	141	141	185	185	185	185
	h	380	381	396	396	548	548	548	548

weight [kg]

DRV 602	33,4	39,6	37,8	39,9	88,6	93,7	97,6	102,3
DRV 608	33,2	39,5	37,7	39,9	90,0	95,4	99,3	104,0

kvs-value [m³/h]

all types	48	60	70	70	170	170	210	210
-----------	----	----	----	----	-----	-----	-----	-----





Article number

nominal size	65	80	100	100	125	125	150	150
PN	25	25	16	25	16	25	16	25

standard version

DRV 602	060208	060209	060210	060210-55000	060211	060211-55000	060212	060212-55000
DRV 608	060808	060809	060810	060810-55000	060811	060811-55000	060812	060812-55000

special version (art. no. standard +)

high temperature -HT (602)	060208-00020	060209-00020	060210-00020	060210-55020	060211-00020	060211-55020	060212-00020	060212-55020
high temperature -HT (608)	060808-00020	060809-00020	060810-00020	060810-55020	060811-00020	060811-55020	060812-00020	060812-55020
seawater -SW (602)	060208-00200	060209-00200	060210-00200	060210-55200	060211-00200	060211-55200	060212-00200	060212-55200
seawater -SW (608)	060808-00200	060809-00200	060810-00200	060810-55200	060811-00200	060811-55200	060812-00200	060812-55200

Standard article numbers are 6 digits, article numbers for additional options are 11 digits. (See next page for an overview of options)

Manometer

diameter	connection	body	pressure range	max. temp.	art.no.
50 mm	G 1/4", bottom	steel	0 - 10 bar	60°C	009009
50 mm	G 1/4", bottom	steel	0 - 25 bar	60°C	009013
63 mm	G 1/4", central back	stainless steel	0 - 10 bar	60°C	009015
63 mm	G 1/4", central back	stainless steel	0 - 10 bar	200°C	009014



Options

C C - connections

00 -	DIN EN 1092 PN 16	standard DN 100 to DN 150
00 -	DIN EN 1092 PN 25	standard DN 65 & DN 80
55 -	DIN EN 1092 PN 25	DN 100 to DN 150
61 -	ANSI B 16.5 RF	class 150 lbs

M - material wetted parts

0 -	brass/ V4A	standard
2 -	red bronze/ V4A	

E - elastomers

0 -	NBR	standard
2 -	EPDM	

F - finishes

0 -	without additional finishes
1 -	inside + outside nickel plated
3 -	inside + outside chrome-plated
5 -	inside + outside chemically nickel-plated

Configuration example of an article number with additional options

inlet pressure: 10 bar
seals: EPDM

outlet pressure: 4 bar
temperature: 30 °C

connection: DN 150 ANSI B 16.5 RF
without additional finishes

art.no. standard version						-	C	C	M	E	F
0	6	0	2	1	2	-	6	1	0	2	0

Flow diagram

